


Future Trends Survey:

April 2018



The RIBA's monthly Future Trends Survey

was launched in January 2009 to monitor business and employment trends affecting the architects' profession. Participants give monthly predictions for overall workload and staffing levels over the next three months, and are also asked about their workload predictions in key sectors: private housing, commercial, community and public sector. In addition practices are asked on a quarterly basis about their current workload and staffing levels. The Survey is carried out by the RIBA in partnership with the Fees Bureau. Results of the Survey, including a full graphical analysis, are published each month on www.architecture.com

The following is a summary analysis of the results from the April 2018 Survey returns.

Future workload (April 2018)

How do you expect the architectural workload in the organisation you work in or own to change over the next three months.

Overall

Expect	%
Decrease	18
Stay the same	51
Increase	31
TOTAL	100
Balance	+13

(The definition for the balance figure is the difference between those expecting more work and those expecting less).

The RIBA Future Trends Workload Index recovered lost ground this month, rising to +13 in April 2018, up from +6 in March. In terms of geographical analysis, practices in

London continue to be the most pessimistic about medium term workloads, but with a balance figure of -1 London returned its best figure for some time. It is amongst London practices that Brexit anxiety continues to appear to be most keenly felt. By contrast practices elsewhere continue to be more upbeat. The balance figure in the Midlands and East Anglia was +23, in the North of England +20 and in the South of England +30, showing that outside London confidence levels are much more robust.

Analysing the April 2018 workload forecast data in terms of practice size, large practices (51+ staff) returned a workload balance figure of +29, for medium-sized practices (11 - 50 staff) the balance figure was +9, and for small practices (1 - 10 staff) the balance figure was +12.

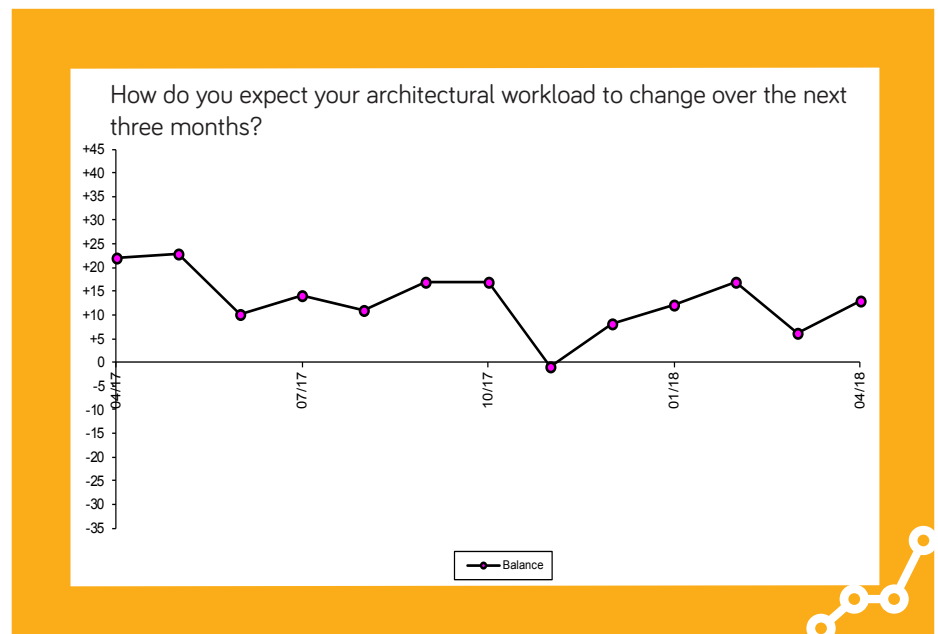
Each quarter we ask our participating practices about the value of work in progress. In April 2018, our practices reported that the total value of work in

progress was unchanged from the same period in 2017, suggesting that, whilst some of the steam has gone out of the market, demand for architectural services remains steady.

The following graph plots the RIBA Future Workload index over time:

Notes

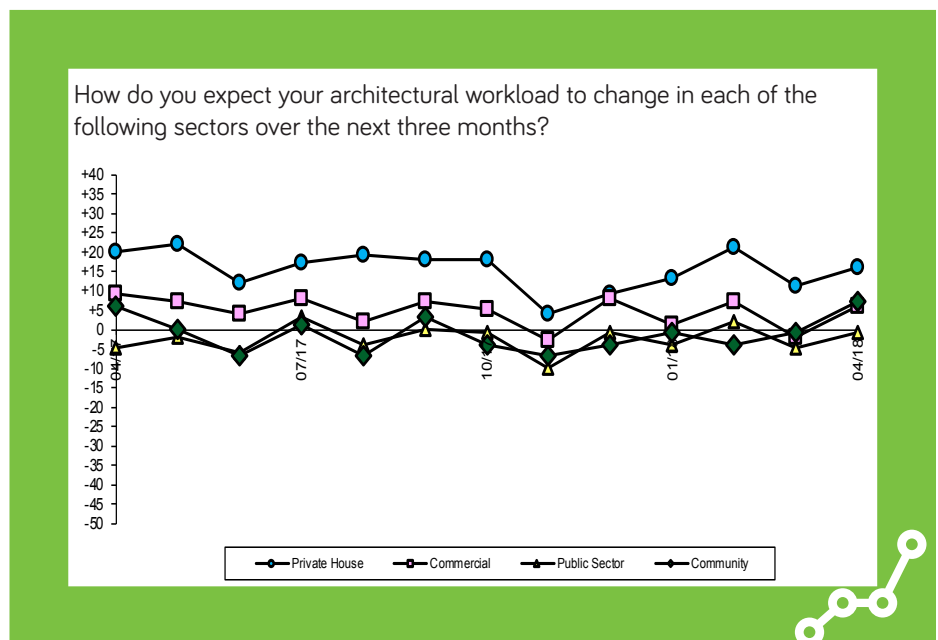
The balance figure is plotted here. The definition for the balance figure is the difference between those expecting more work and those expecting less.



In terms of different work sectors, there was a complete reversal of the downward trend from last month, with all four of our sector forecasts moving up. The private housing sector workload forecast remains the most positive of our sector forecasts and was on the up this month, rising to +16 in April 2018 from +11 in March. The commercial sector workload forecast moved back into positive territory, with a balance figure of +6 in April 2018, up from -2 in March.

The public sector workload forecast (balance figure -1) and the community sector workload forecast (balance figure +7) were both also back on an upward trajectory.

The following graph tracks the sector predictions in the RIBA Future Trends Survey over time:



Future staffing levels (April 2018)

How do you think the number of permanent architectural staff employed in your organisation will change over the next three months?

Permanent Staff	%
Decrease	12
Stay the same	75
Increase	13
TOTAL	100
Balance	+1

(The definition for the balance figure is the difference between those expecting to employ more permanent staff in the next three months and those expecting to employ fewer.)

The RIBA Future Trends Staffing Index dipped a little further this month, standing at +1 in April 2018 compared with +3 in March.

The staffing forecast for large practices (51+ staff) was +17 in April. Medium-sized practices (11 - 50 staff) with a balance figure of +9 also remained positive about future staffing levels, whilst small practices (1 - 10 staff) with a balance figure of -1 remain the most cautious on future staffing.

Each quarter we ask our participating practices how their staffing levels compare with the same quarter 12 months ago. Our practices report that staffing levels are steady; they are employing just 1% more staff in April 2018 compared with April 2017. This suggests that supply and demand in the employment market for salaried architects remains in balance.

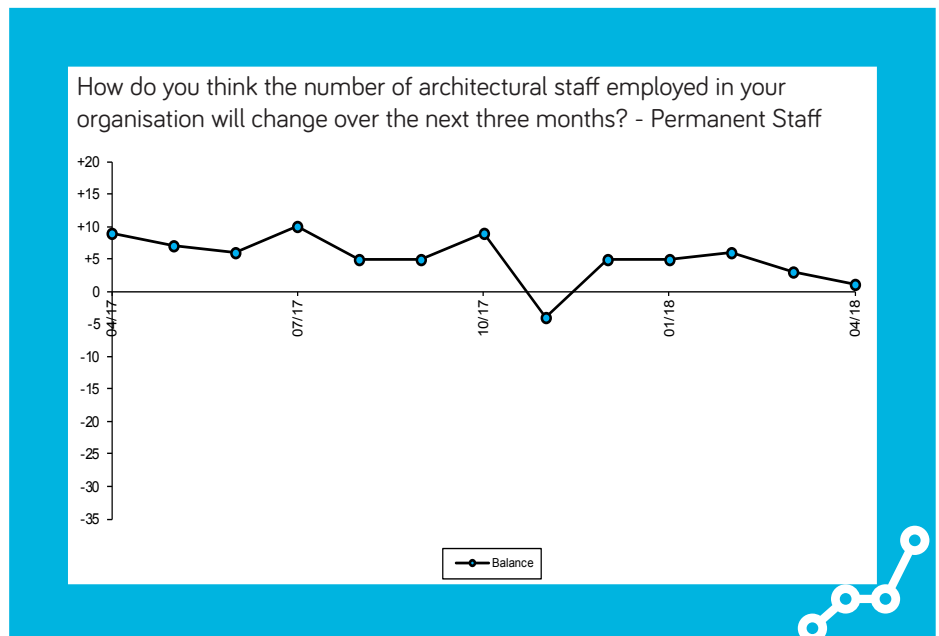
Commentary received from our participating practices continues to suggest a reasonably steady market.

The mood can best be described as one of cautious optimism. Actual workloads are holding steady and most practices seem to be able to see a reasonable short to medium term pipeline of work. However, there remains an underlying nervousness in relation to the broader political and economic outlook, including issues such as Brexit, the impact of potential interest rate rises and the inflation outlook.

The following graph plots the RIBA Future Trends Staffing Index over time:

Notes

The balance figure is plotted here. The definition for the balance figure is the difference between those expecting to employ more permanent staff in the next three months and those expecting to employ fewer



The RIBA Future Trends Survey is based on a representative sample of the range of different practice sizes and geographical locations which enables analysis of the trends in sectors, size groups and by nation and region.

A total of 222 practices took part in the Survey in April 2018. The development of a larger database of respondents will increase the statistical accuracy of the survey, and if your practice would like to participate in future months, please contact the RIBA Practice Department on 020

7307 3749 or email practice@riba.org. The survey takes approximately five minutes to complete each month, and all returns are independently processed in strict confidence by our partners the Fees Bureau.