

Architectural Brief Generator

Made by the Learning team at RIBA

With special thanks to [RIBApix](#)

Key information and aims

<p>Key words – make sure you know what these words mean. Use a dictionary, the internet or an adult to help you.</p>	<p>Architectural Brief – what you are asked to include in your design. Architect – someone who designs and oversees the construction of buildings, places and spaces, from interior design to whole town planning. Client – the person who will use the building. Location – where the building is, including its physical geography and the human context of the place and the cultural needs or tastes of the community.</p>
<p>Materials – what you will need to collect to do this project.</p>	<p>Materials that will help you show your idea – this could be pen, pencil, paints and paper, modelmaking materials like Lego, cereal boxes, straws, string, lolly sticks; collage materials; digital drawing or modelmaking programs. It's up to you! You could use: On computer - Tinkercad, Minecraft, the Sims, Paint, Sketchpad, On mobile/ipad - Brushes redux, Sketches Pro, 3D sketch studio, Procreate</p>
<p>Skills - what you should know how to do by the end of the project. Can you show someone else how to?</p>	<p>I can take the needs and tastes of a client into consideration when designing a building. I can show my ideas in a visual format (drawn or modelled). I can justify my design choices by showing the reasoning behind them.</p>
<p>Knowledge – what you should know by the end of the project. Can you tell someone else about it?</p>	<p>I know that a building must respond to its location. I know that architects show their ideas visually. I know that the client's needs drive the way that architects design buildings.</p>
<p>Extension activities – other things you can do to build on your learning</p>	<p>Search using RIBApix to collect images of architecture that might be similar to your design. Draw and label a place featured in your story.</p>

Architectural brief generator

How to use this pack:

You have been tasked with creating an architectural design. Over the next pages, there are four different factors you must think about when you make your design.

On each page, there are 6 different options. Roll a dice or use an [online dice roller](#) to see which option you must work with.

You then must develop a design which considers the four different factors:

- Who your client is
- What the building is going to be used for
- The style of architecture the client usually likes
- The location of the project

You can show your ideas in any way you wish. This could be pen, pencil, paints and paper, modelmaking materials like Lego, cereal boxes, straws, string, lolly sticks; collage materials. It's up to you!

If you prefer digital drawing or modelmaking programs, you could use:

- On mobile/iPad: Adobe Illustrator Draw (free), Adobe Fresco (free) and [Tayasui Blocks](#) (£1.99, but it's like Minecraft and you can build anything in simple colourful blocks, then destroy them if you wish in creative ways!), Brushes redux (free), Sketches Pro (free), 3D sketch studio (£3.99), Procreate (£4.99)
- On computer: [Tinkercad](#) (free), Minecraft (costs to buy), the Sims (costs to buy), Paint (free on windows), [Sketchpad](#) (free), [SketchUp](#) (free version available)

Client

The person or people who will use the building

Roll a dice or use an [online dice roller](#) to see which option you are given.


Maria is 82 and considers herself a bit of a "groovy granny". She loves fashion and dancing with her husband. She likes to be cosy and warm and to drink hot chocolate.



Lin is a musician. She needs quiet space to make her music, but loves to share her songs at noisy parties. She likes eating fast food and watching films in her spare time.



Hanifah runs a company which creates computer programs. She spends a lot of time using technology but likes to switch off by going swimming in her spare time.




John is a 39-year-old teacher. He enjoys the outdoors and extreme sports. He uses a wheelchair. John lives on his own, but he has a busy social life and likes to have big dinner parties with his friends.



Nya is 6 years old. She likes playing football and getting her face painted. She likes going to school because she enjoys playing with lots of friends.



Oliver is 16 and studying hard to get into college. He likes cooking and making music in his spare time. He enjoys spending calm quiet time on his own.



Use

What this building will be used for

Roll a dice or use an [online dice roller](#) to see which option you are given.



A place for learning something.



A place for taking part in a hobby.



A place for staying healthy.



A home



A place for meeting people.









A place for eating food.

Style

The type of architecture your client usually likes

Roll a dice or use an [online dice roller](#) to see which option you are given.

 <p>Gothic</p> <p>To learn more about gothic architecture, explore the RIBA website.</p>	 <p>Brutalism</p> <p>To learn more about brutalism, explore the RIBA website.</p>	 <p>Art deco</p> <p>To learn more about art deco architecture, explore the RIBA website.</p>
 <p>Postmodernism</p> <p>To learn more about post-modern architecture, explore the RIBA website.</p>	 <p>Country cottages</p> <p>To learn more about country cottage architecture, explore the RIBA website.</p>	 <p>High Tech</p> <p>To learn more about High Tech architecture, explore the RIBA website.</p>

Location

Where the building will be located

Roll a dice or use an [online dice roller](#) to see which option you are given.



A remote snowy mountainside in Sweden, with lots of trees around. In the summer it is light for most of the day and in the winter, it is dark for most of the day.



A busy city centre, with lots of tall skyscrapers and a high population density. There are good public transport connections and easy access to local facilities.



A temperate marshland, full of local wildlife, plantlife and some protected species. The water rises in the winter rainy season and dries up in the milder summer.



A small English village, surrounded by countryside with only one shop and a school. The main industry is tourism – people come to see the well preserved ancient houses.



The edge of the Californian desert, where there is hot weather and little rain. The location is well connected by roads to local towns.



A residential area on the outskirts of a large town or city. This area has frequent public transport, some small local shops and some large schools nearby.

Image credit: RIBA Collections

Note down any problems or factors that you may need to address in your design:

Client Who will use the building?

Use What will this building be used for?

Style What type of architecture does your client like?

Location Where will the building will be located?

Share your work

Share your work with us by emailing pictures/screenshots/screencasts of your designs to learning@riba.org or on social media using the hashtag **#ArchitectureAtHome** and tagging **@RIBALearning**