

Exploring Architecture



_ACTIVITY BOOK
RIBA KS2 | **Place-Based**

**'LET'S LOOK AT SOME
BUILDINGS!'**



ACTIVITY /

Today we are going to think about what makes a building welcoming by looking at some buildings around us.

STEP 1 /

Sketch the route you took and note any key features/buildings.



STEP 2 /

Building name:

It is used for:

Notes:



STEP 3 /


A **old** building I saw:

Building name:

It is used for:

I think it is old because:

Sketch a detail (a small part of the building) that makes it look old:




A **new** building I saw:

Building name:

It is used for:

I think it is new because:

Sketch a detail (a small part of the building) that makes it look new:



STEP 3 /


A **large** building I saw:

Building name:

It is used for:

I think it is large because:

Sketch the main Elevation
(Elevation = front of the building):



Large empty rectangular box for sketching the main elevation of the tall building.

A **small** building I saw:

Building name:

It is used for:

I think it is small because:

Sketch the main Elevation;



Large empty rectangular box for sketching the main elevation of the small building.

STEP 6 / INVITING or UNWELCOMING

Inviting buildings:

A building I saw that looked welcoming:

It is used for:

Sketch a detail that made the building look welcoming:

Unwelcoming buildings:

A building I saw that looked unwelcoming:

It is used for:

Sketch a detail that made the building look unwelcoming:

STEP 6 / PUBLIC or PRIVATE

A **public** building that I saw was:

It is used for:

What is a public building?:

Have I been there before? **YES / NO**

When is it open?

A **private** building that I saw was:

It is used for:

What is a private building?:


Have I been there before? **YES / NO**

When is it open?

STEP 7 /


My favourite part of the built environment that I have seen today is:

Sketch it below:




STEP 8 / DETAIL SKETCHING


A) Draw one thing you saw in the built environment that wasn't a building.
What is it?




B) Sketch one small and decorative detail of a building:



C) Sketch one thing you think is unique to the local area or the area you are exploring:



D) Sketch one part of a building where you didn't know what it was for. Sketch below. Ask your teacher what it is:



STEP 9 / RUBBING

Find a raised pattern in the built environment and take a rubbing of it. Check with your teacher that it is safe to do so before starting.

